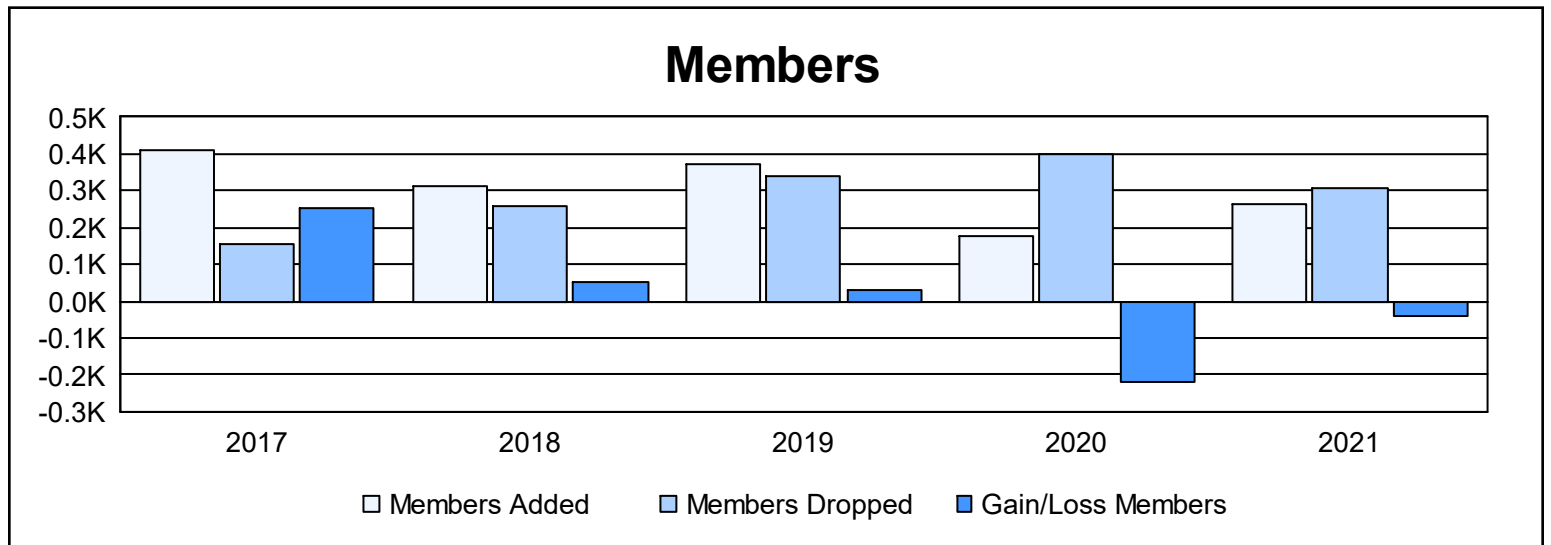
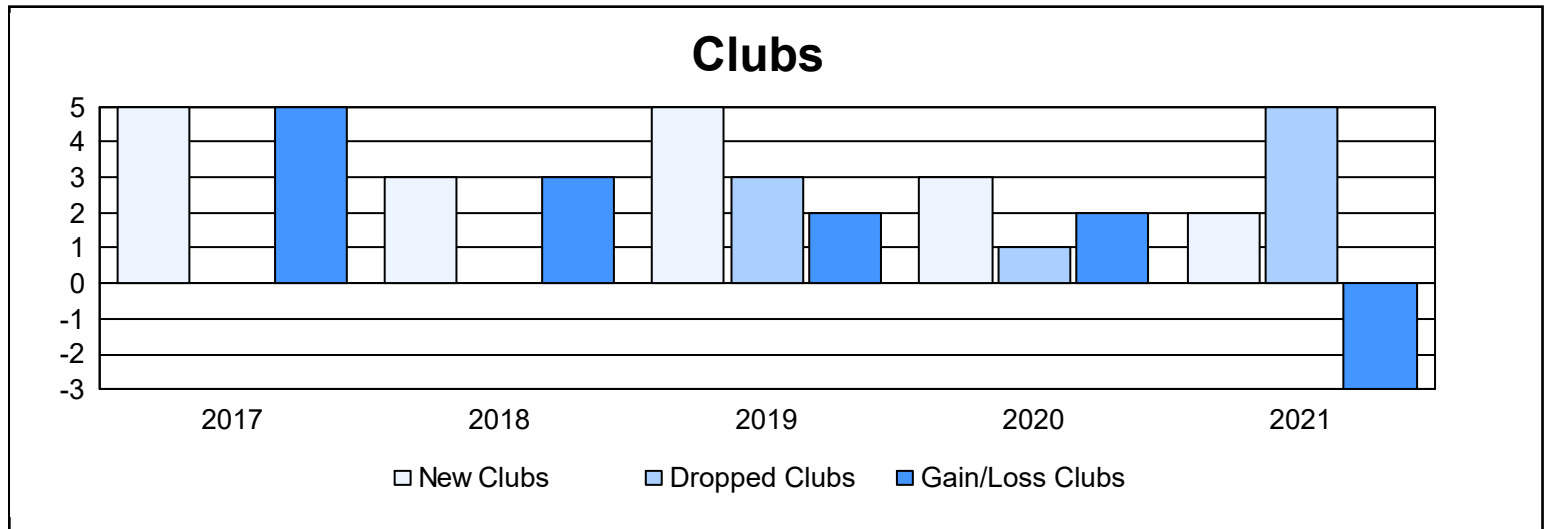
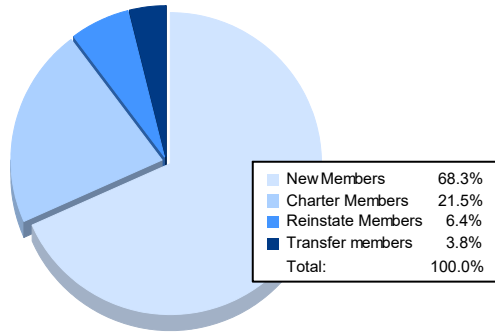


| Year | New Clubs | Dropped Clubs | Gain/ Loss Clubs | New Members | Charter Members | Reinstate Members | Transfer Members | Total Member Added | Total Members Dropped | Gain/ Loss Members |
|----------------|-----------|---------------|------------------|-------------|-----------------|-------------------|------------------|--------------------|-----------------------|--------------------|
| 2016-2017 | 5 | 0 | 5 | 293 | 111 | 5 | 0 | 409 | 154 | 255 |
| 2017-2018 | 3 | 0 | 3 | 230 | 66 | 13 | 1 | 310 | 257 | 53 |
| 2018-2019 | 5 | 3 | 2 | 235 | 124 | 5 | 6 | 370 | 338 | 32 |
| 2019-2020 | 3 | 1 | 2 | 104 | 65 | 5 | 5 | 179 | 398 | -219 |
| 2020-2021 | 2 | 5 | -3 | 181 | 57 | 17 | 10 | 265 | 305 | -40 |
| Average | 4 | 2 | 2 | 209 | 85 | 9 | 4 | 307 | 290 | 16 |



Membership Composition June 2021 Cumulative



Gender Composition June 2021 Cumulative

